

This infographic is part of a series that explores health from the perspectives of different populations. Developed using health survey data, they collectively demonstrate Coloradans' varying experiences of health and health care.

Overall, 1 in 2 Coloradans is female; however,



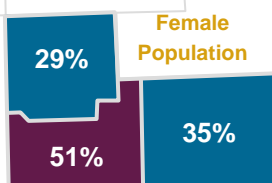
7 women for every 8 men live in frontier* counties

Colorado has about **2,500,000** female residents

*Frontier: defined as a county with a population density of less than six people per square mile.

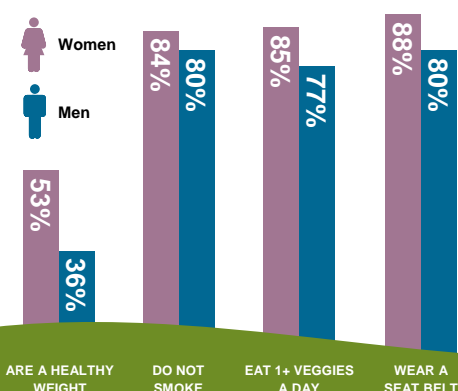
Crowley and Bent Counties have the **lowest concentration of women** in Colorado

Otero County has the **highest concentration of women** in Colorado



Colorado women are more likely than men to **seize opportunities for good health**

Colorado Health Indicators

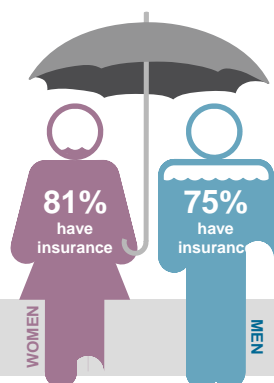


In Colorado, women are **more likely to go to college** than men



Colorado women are **more likely to be insured and access insurance differently** than men

Health Insurance in Colorado



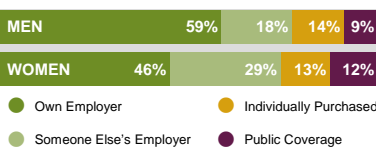
Of uninsured Coloradans:

13% of women and **22%** of men do not know how to purchase or enroll in health insurance



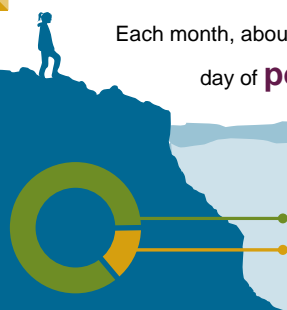
Colorado's insured adults, age 19-64

INSURANCE TYPE



There are still many opportunities to **improve the health** of Colorado's women

Each month, about **40%** of Colorado women have at least one day of **poor physical or mental health**



COLORADO WOMEN

86% in Good or Very Good Health
14% in Fair or Poor Health

Women in Colorado are generally making the right choices to achieve good health. However, we must work to understand and address what barriers remain for women facing ongoing physical and mental health challenges.

Sources:

- Colorado Department of Public Health & Environment (2011): <http://www.cdph.state.co.us>
- Colorado Health Access Survey (2011): <http://www.cohealthaccesssurvey.org>
- Colorado Rural Health Center (2012): <http://www.coruralhealth.org>
- US Census Bureau (2010): <http://factfinder2.census.gov>